Bibliometric Parameters for Academic Rankings and Opportunities for Improvements

Central European University Visibility, Excellence and Ranking Forum

Óbuda University, Budapest
November 4, 2022

Galina Yakshonak, Research Intelligence, Elsevier

Topics

- What are university rankings and why are they important?
- QS World University Rankings: What makes up the rankings?
- THE World University Rankings: What makes up the rankings?
- Analytical Services, SciVal and Scopus: Providing the bibliometric datasets behind the rankings
- Elsevier and the THE World University Rankings
- SciVal Rankings analysis
- Help and resources

What are University Rankings?

University rankings ***aggregate large amounts of information into consistent and comparable formats*****,** making them an important resource for decision-makers.

Rankings aim to ***highlight and compare an institution's relative strengths*** in key areas as supportive information and guidance, not only for potential students, but also for researchers and faculty.

A university's reputation and its global visibility are ***important indicators for supporting academic and institutional goals.***

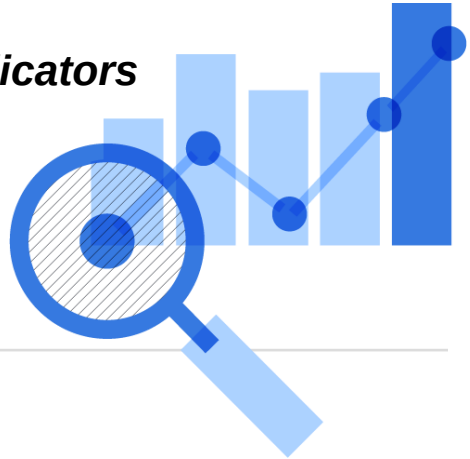

Why are International Rankings important?

Students & Parents

Criteria used when choosing a university

University Management

Evaluating and benchmarking institutions locally and internationally

Policy Makers

Evaluating universities globally

Corporates

Evaluating universities globally

Funders

Evaluating universities globally



Government

Evaluating universities globally

Quick guide to 7 major ranking reports

This quick reference table provides a look into 7 major and influential ranking reports. Use the information to quickly compare and identify what each of the 7 reports focuses on, and what contributes to their methodologies.

Report: Shanghai Rankings
Focus: Global
Scope: 1,800+ institutions are ranked annually, top 1000 are published
Timing: Annually (August)

Report: World University Rankings
Focus: Global
Scope: 1,700+ institutions
Timing: Annually (September)

Report: World University Rankings
Focus: Global
Scope: 1,500 institutions
Timing: Annually (Spring)

Report: Best University Rankings
Focus: Global
Scope: 2,000 institutions across more than 90 countries
Timing: Annually (October)

Report: Impact Rankings
Focus: United Nations' Sustainable Development Goals (SDGs)
Scope: 1,406 institutions (changes annually)
Timing: Annually April

Report: WUR by Subject
Focus: Individual subject areas (48)
Scope: 1,000+ institutions
Timing: Annually (Spring)

Report: CWTS Leiden Rankings
Focus: Research-intensive universities
Scope: 1,300 institutions
Timing: Annually (June)

Analytical Services, SciVal & Scopus:

Providing research information and bibliometric data underpinning significant portions of rankings

Over the past decade, ranking organizations have increasingly turned to Scopus and SciVal for the research information and bibliometric data used to implement their ranking methodologies.

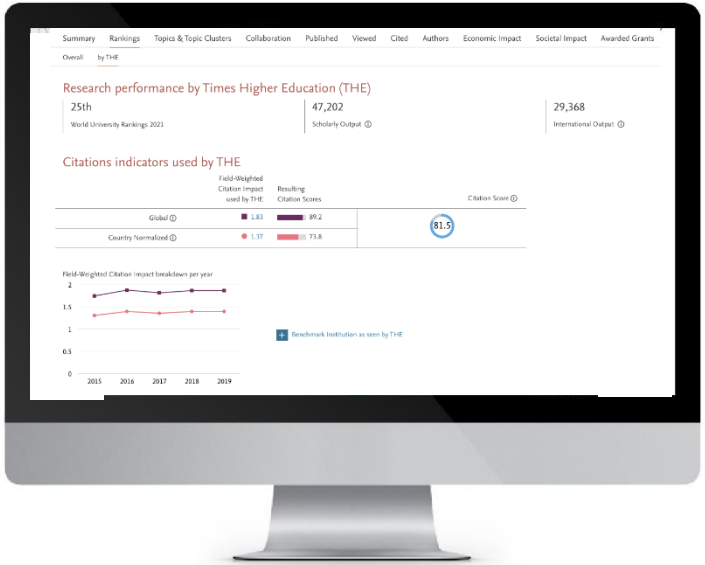

of ranking based on citation metrics

QS WORLD UNIVERSITY RANKINGS

of ranking based on citation metrics

THE WORLD UNIVERSITY RANKINGS

ELSEVIER

Note: Dataset draws upon the more than 23,400 titles indexed in Scopus & analyzes over 77 million citations to 12.8 million articles, reviews, conference proceedings, books and book chapters.

QS World University Rankings

What makes up the QS World University rankings?

ELSEVIER

Ranking organization:
QS

Ranking report:
QS World University Rankings

Report focus:
Global

Stated goal:
For students seeking to understand how their prospective university choices are perceived by the global academic community, and by potential employers across the world.

Scope:
1,500 institutions

Data sources:
Elsevier's Scopus database

Timing:
Annually (Spring)

Source: https://www.topuniversities.com/qs-world-university-rankings/methodology

Hungarian Universities in QS WUR 2023

QS TOPUNIVERSITIES RANKINGS DISCOVER EVENTS PREPARE APPLY CAREERS COMMUNITY LOGIN

Rank	University	Employer Reputation	Citations per Faculty	Faculty Ratio
551-560	University of Szeged Szeged, Hungary	11.1	4.7	48.7
651-700	University of Debrecen Debrecen, Hungary	9.4	3.8	27.4
701-750	Eötvös Loránd University Budapest, Hungary	15.3	7.1	17.1
701-750	University of Pecs Pécs, Hungary	8.6	2.7	35.6
801-1000	Budapest University of Technology and Economics Budapest, Hungary	19.8	8.8	17
801-1000	Szent Istvan University Budapest, Hungary	4	2.6	42.8
801-1000	Szechenyi Istvan University (University of Gyor) Győr, Hungary 3 QS Stars	17.9	1.5	29.2
1001-1200	Corvinus University of Budapest Budapest, Hungary	17.2	3.3	4.7
1001-1200	University of Miskolc Miskolc, Hungary	5.3	2.2	22.1
1001-1200	University of Pannonia Veszprém, Hungary	3.1	9.8	25.6
1201-1400	Óbuda University Budapest, Hungary	3.6	7.5	2

11 Hungarian Universities are in QS WUR 2023

ELSEVIER

QS uses a consistent methodological framework, compiled from six simple metrics to capture university performance. Faculty area normalization was introduced in 2015 to ensure that institutions specializing in Life Sciences and Natural Sciences were not unduly advantaged, QS has avoided fundamental changes, with the aim to provide a consistent year-on-year comparison.

QS World University Rankings evaluates universities according to six metrics:

- 5% International student ratio
- 5% International faculty ratio
- 10% Employer reputation
- 20% Citations per faculty, sourced from Scopus
- 20% Faculty/student ratio
- 40% Academic reputation

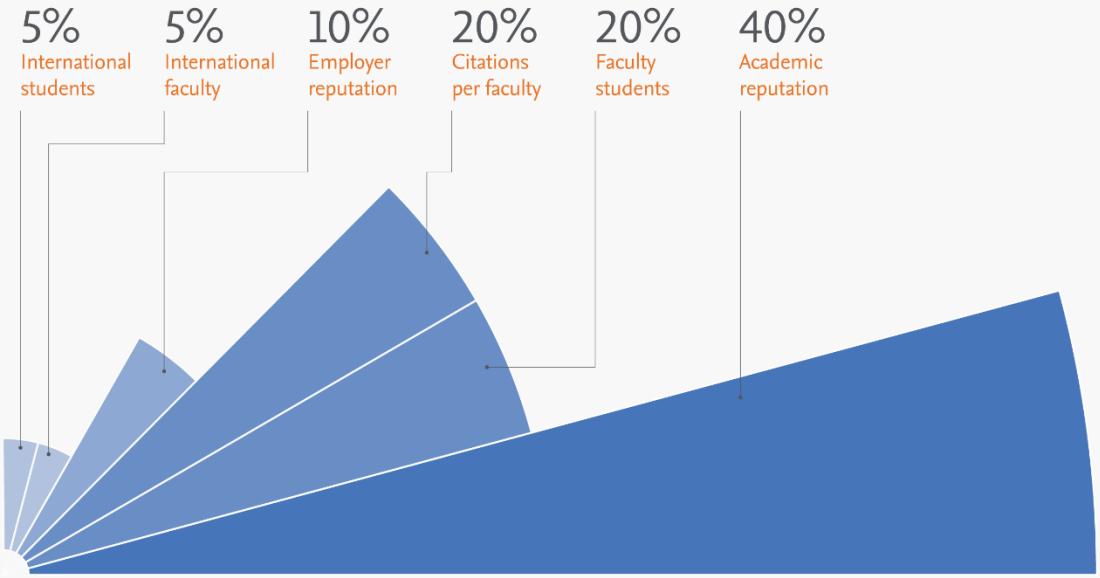

QS World University Ranking & Elsevier

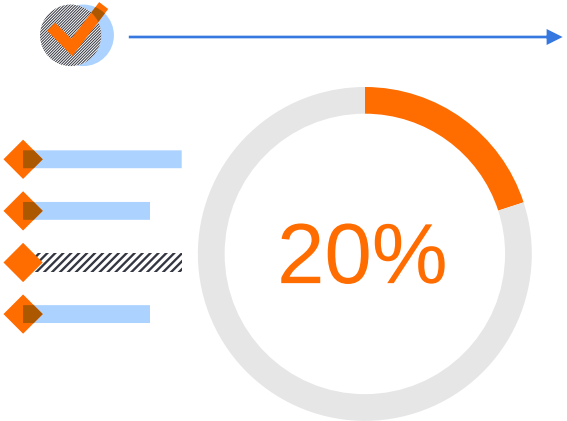

Citations per Faculty

Contributes to 20% of the QS World University Ranking

- The total number of citations received by all papers produced by a university across a five-year period divided by the number of faculty members at that institution
- All bibliometric data is sourced from the Scopus database, excludes self-citations and is provided as Scopus Custom Data
- Citations are normalized to factor in the varying citation behavior across different fields

QS World University Rankings Methodology 2023

The bibliometric dataset from Elsevier

Publications indexed in Scopus in the 5-year period (2017-2021) and citations in the 6-year period (2017-2022).

Scopus affiliation IDs which QS then map to their own institutions for use in the QS rankings methodology

Six publication types: articles, articles in press, reviews, conference proceedings, books, book chapters

Bibliometric parameters for QS

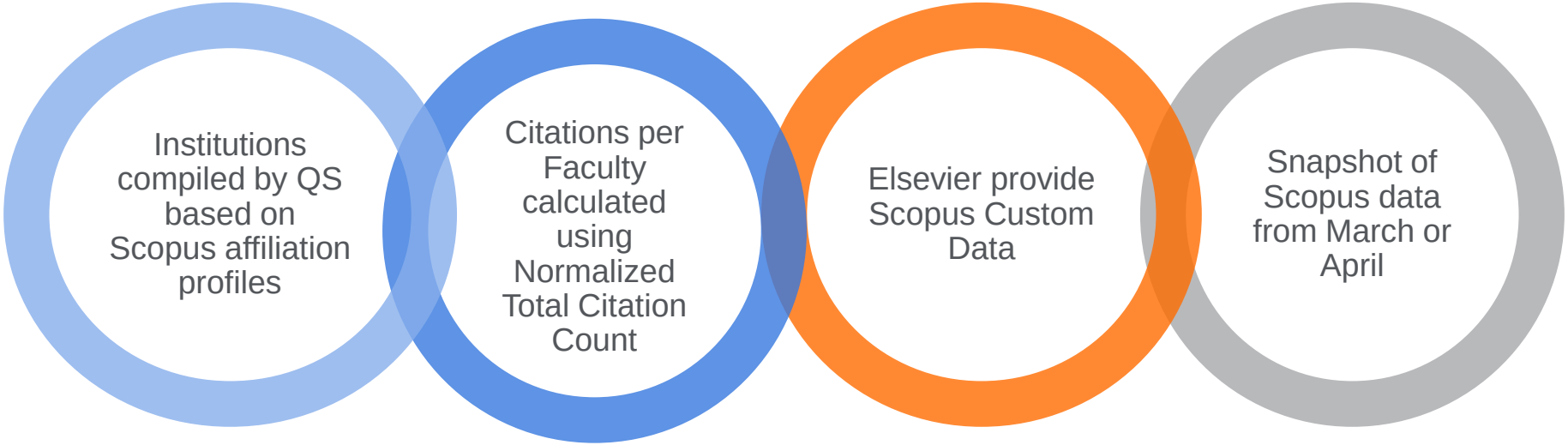

ELSEVIER

Times Higher Education World University Rankings (WUR)

What makes up the THE World University Rankings?

ELSEVIER

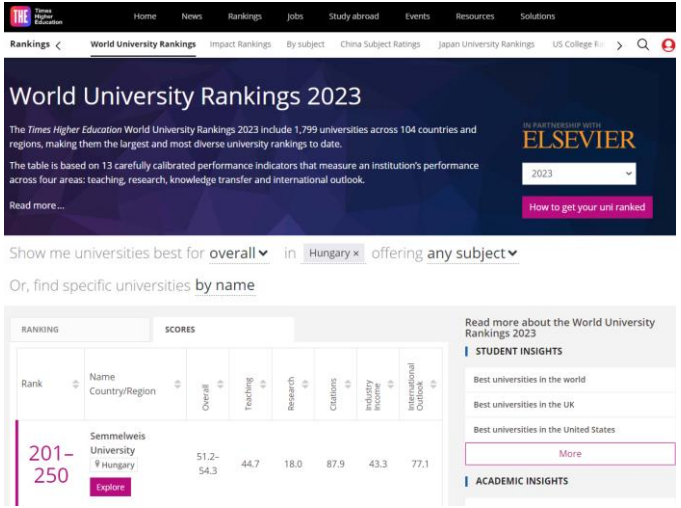

Ranking organization:
Times Higher Education (THE)

Ranking report:
World University Rankings

Report focus:
Global

Stated goal:

- Evaluate research-intensive universities across all their core missions: teaching, research, knowledge transfer and international outlook.
- Provide trusted performance data on universities for students and their families, university academics, university leaders, governments and industry

Scope:
1,799 institutions

Data sources:
Academic Reputation Survey | Elsevier's Scopus database

Timing:
Annually (September)

Data snapshot:
Start May (profile changes should be complete by March)

Source: : https://www.timeshighereducation.com/world-university-rankings/world-university-rankings-2021-methodology
https://www.timeshighereducation.com/sites/default/files/breaking_news_files/the_2021_world_university_rankings_methodology_24082020final.pdf

ELSEVIER

Hungarian Universities in THE WUR 2023

Rank	Name Country/Region	Overall	Teaching	Research	Citations	Industry Income	International Outlook
201–250	Semmelweis University Hungary Explore	51.2–54.3	44.7	18.0	87.9	43.3	77.1
601–800	Eötvös Loránd University Hungary Explore	34.0–39.2	32.9	18.2	49.6	37.2	52.1
1001–1200	University of Debrecen Hungary Explore	24.4–29.7	34.7	14.3	29.8	41.9	60.1
1001–1200	Óbuda University Hungary	24.4–29.7	15.0	14.6	45.5	38.8	42.1
1001–1200	University of Pécs Hungary Explore	24.4–29.7	38.3	13.0	27.2	38.7	56.3
1001–1200	University of Szeged Hungary	24.4–29.7	23.2	15.5	33.3	39.6	60.8
1201–1500	Budapest University of Technology and Economics Hungary	18.4–24.3	19.1	17.5	18.0	43.6	39.1
1201–1500	Corvinus University of Budapest Hungary	18.4–24.3	16.0	12.2	23.0	37.2	43.5
1201–1500	Hungarian University of Agriculture and Life Sciences Hungary	18.4–24.3	21.1	13.3	21.0	37.7	56.2
1201–1500	University of Pannonia Hungary	18.4–24.3	18.0	14.6	17.5	39.1	39.5
1501+	University of Miskolc Hungary	10.4–18.3	31.4	10.6	6.9	39.5	29.8
Reporter	University of Sopron Hungary	n/a	n/a	n/a	n/a	n/a	n/a
Reporter	Széchenyi István University Hungary	n/a	n/a	n/a	n/a	n/a	n/a

13 Hungarian Universities are in THE WUR 2023 ranking

https://www.timeshighereducation.com/world-university-rankings/2023/world-ranking#!/

ELSEVIER

THE uses 13 indicators to position more than 1,799 institutions worldwide. These performance indicators are grouped into five areas (as shown to the right).

30% Teaching (the learning environment):
- 15.0% Reputation survey
- 4.50% Staff-to-student ratio
- 2.25% Doctorate-to-bachelor's ratio
- 6.00% Doctorates-awarded-to-academic-staff ratio
- 2.25% Institutional income

30% Research (volume, income and reputation):
- 18.0% Reputation survey
- 6.0% Research income
- 6.0% Research productivity

30% Citations (research influence)

7.5% International outlook (staff, students and research)
- 2.5% Proportion of international students
- 2.5% Proportion of international staff
- 2.5% International collaboration

2.5% Industry income (knowledge transfer)

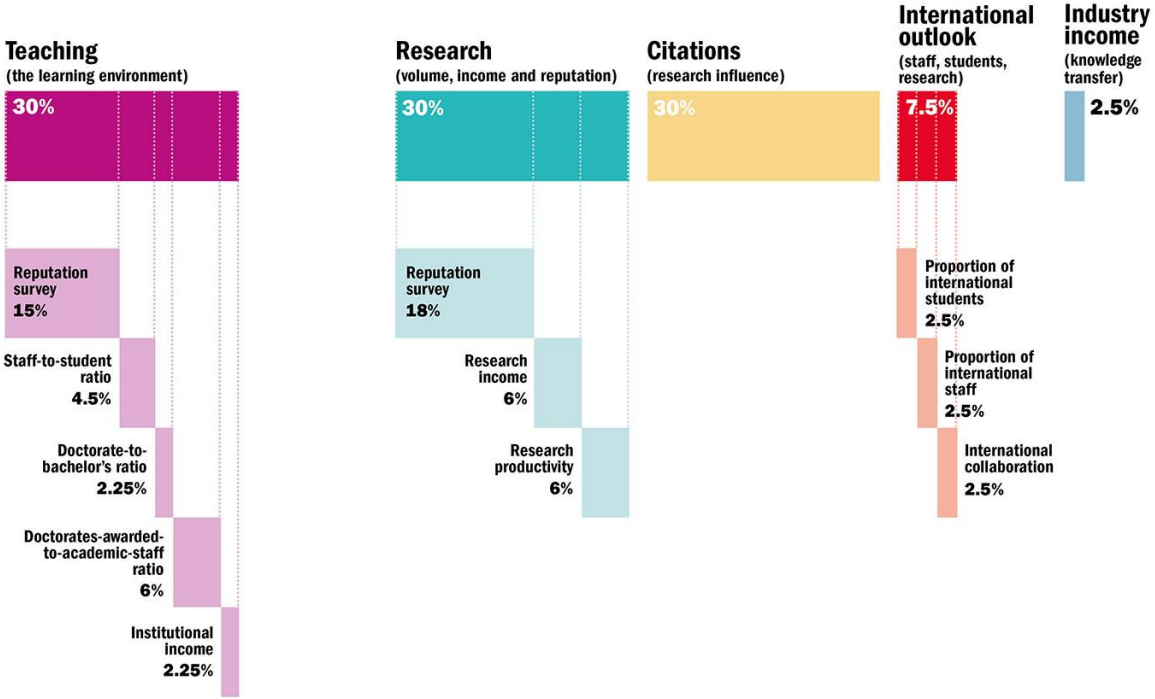

How universities are ranked

THE uses indicators to provide comparisons across three broad areas: research, outreach, and stewardship, across all of the SDGs.

Any university that provides data on SDG 17 and at least three other SDGs is included in the overall ranking.

The methodology was developed in conjunction with THE's partners Vertigo Ventures and Elsevier, and after consultation and input from individual universities, academics, and sector groups.

Universities can submit data on as many of the SDGs as they are able. Each SDG has a series of metrics that are used to evaluate the performance of the university in that SDG.

As well as the overall ranking, THE also publishes the results of each individual SDG. This rewards any university that has participated with a ranking position, even if they are not eligible to be in the overall table.

Methodology

A university's final score in the overall table is calculated by combining its score in SDG 17 with its top three scores out of the remaining 16 SDGs. SDG 17 accounts for 22% of the overall score, while the other SDGs each carry a weight of 26%. This means that different universities are scored based on a different set of SDGs, depending on their focus.

The score from each SDG is scaled so that the highest score in each SDG in the overall calculation is 100. This is to adjust for minor differences in the scoring range in each SDG and to ensure that universities are treated equitably whichever SDGs they have provided data for. It is these scaled scores that we use to determine which SDGs a university has performed most strongly in; they may not be the SDGs in which the university is ranked highest or has scored highest based on unscaled scores

The SDGs included:

https://www.timeshighereducation.com/world-university-rankings/impact-rankings-2022-methodology

UN SDGs in SciVal and THE Impact Rankings

- THE are **using the new SDG queries** as part of the **THE Impact Rankings methodology**
- **16 of the 17 SDGs** are available to analyze on SciVal as predefined Research Areas using newly updated queries.
- The queries were **created by our data science teams** working with experts to create representations of each SDG and enable detailed analysis of the research contributing to achieving the SDGs.
- **We are open and transparent about our methodologies**.
  - The queries and documentation supporting the **2022** search query methodology freely available
  - The queries and documentation supporting the **2021** search query methodology remain freely available
  - **We continue to collaborate and gather feedback with customers and the community** to help improve the queries in the future
- **We have 2020, 2021 and 2022 SDGs in SciVal** so customers can compare the differences between the 2 sets of mappings

ELSEVIER

Hungarian Universities in Impact ranking 2022

Rank	Name	Best scores by rank				Overall
401–600	University of Debrecen, Hungary, Explore	8: 59.6 – 64.6	3: 53.3 – 63.6	11: 60.1 – 68.9	17: 76.7 – 83.0	65.0–71.9
401–600	Eötvös Loránd University, Hungary, Explore	4: 62.0 – 67.6	5: 53.5 – 59.5	10: 62.5 – 72.5	17: 58.8 – 70.2	65.0–71.9
401–600	University of Szeged, Hungary	16: 71.3 – 78.4	3: 63.7 – 68.6	11: 60.1 – 68.9	17: 50.2 – 58.7	65.0–71.9
601–800	University of Pécs, Hungary, Explore	3: 63.7 – 68.6	8: 45.0 – 55.2	13: 45.8 – 54.6	17: 50.2 – 58.7	57.3–64.9
601–800	Semmelweis University, Hungary, Explore	3: 80.7	5: 39.6 – 48.3	9: 47.2 – 57.1	17: 50.2 – 58.7	57.3–64.9
801–1000	Széchenyi István University, Hungary	11: 60.1 – 68.9	8: 45.0 – 55.2	4: 33.7 – 41.6	17: 50.2 – 58.7	50.3–57.2
1001+	Eszterházy Károly Catholic University, Hungary	1: 47.5 – 53.8	15: 43.0 – 55.5	4: 33.7 – 41.6	17: 1.6–41.4	9.2–50.2
1001+	University of Sopron, Hungary	12: 54.0 – 64.2	15: 43.0 – 55.5	6: 38.1 – 47.1	17: 1.6–41.4	9.2–50.2

SDG Descriptions

https://www.timeshighereducation.com/impactrankings

ELSEVIER

Elsevier and the Times Higher Education WUR

How does Elsevier contribute to the THE World University Rankings?

ELSEVIER

The bibliometric dataset from Elsevier

38.5% of the Overall ranking score

World University Rankings 2023

The *Times Higher Education* World University Rankings 2023 include 1,799 universities across 104 countries and regions, making them the largest and most diverse university rankings to date.

The table is based on 13 carefully calibrated performance indicators that measure an institution's performance across four areas: teaching, research, knowledge transfer and international outlook.

IN PARTNERSHIP WITH ELSEVIER

2023

RANKING | SCORES

Rank	Name Country/Region	Overall	Teaching	Research	Citations	Industry Income	International Outlook
1	University of Oxford United Kingdom Enquire Admissions Support	95.6	91.3	99.6	98.0	68.7	96.4
2	Stanford University United States Explore	94.9	92.2	96.7	99.9	90.1	79.5
3	Harvard University United States Enquire Admissions Support	94.8	94.4	98.8	99.4	46.8	77.7
4	California Institute of Technology United States Enquire Admissions Support	94.5	92.5	96.9	97.0	92.7	83.6

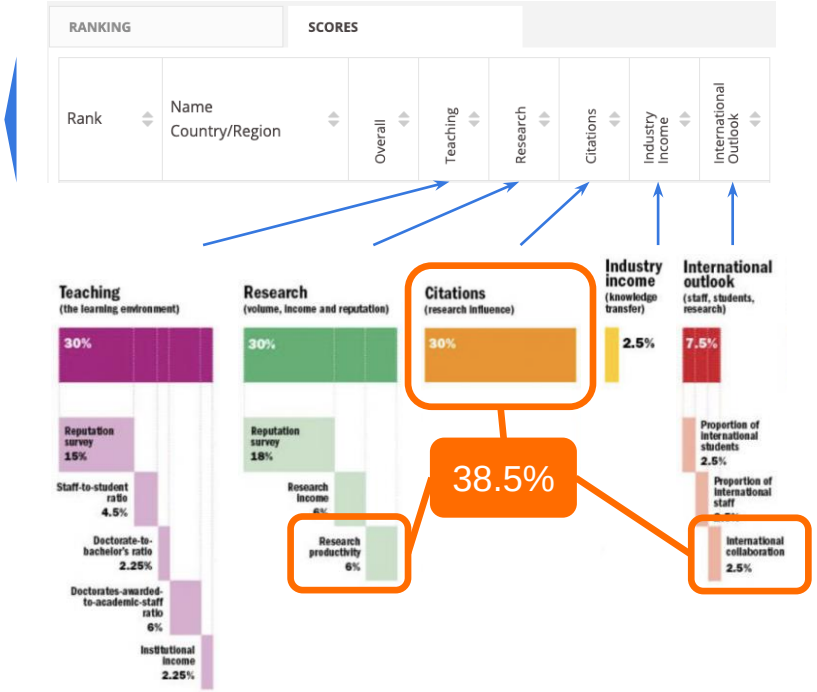

Publications eligible for rankings - 2023

- January 2017 – December 2021 for publications
- January 2017 – Mid 2022 for citations (June 30th Scopus snapshot)
- Five publication types: articles, reviews, conference proceedings, books and book chapters
- Special treatment of kilo-authored publications (publications with 1000+ authors)
- Discontinued Scopus Sources are excluded

Criteria for institutions to be ranked in THE WUR?



Institutional Data	1,000 eligible publications. 5-year window	Min. 150 eligible publications per year	Variable* threshold per subject area

ELSEVIER

THE World University Rankings Methodology

The bibliometric dataset from Elsevier

Publications in the 5-year period (2017-2021) and citations in the 6-year period (2017-2022).

Dataset draws upon the more than 23,400 titles indexed in Scopus & Analyzes over 77 million citations to 12.8 million journal articles, article reviews, conference proceedings, books and book chapters. Discontinued Scopus Sources are excluded

Metrics are supplied per university aggregated to the 11 THE subject areas mapped to the All Science Journal Classification (ASJC)

Publications with >1,000 authors are fractionally counted with a minimum fraction of 0.05

ELSEVIER

The metrics underlying the THE World University Rankings methodology

Metrics are calculated using a THE bibliometric dataset only

ELSEVIER

Research Productivity - Scholarly Output

1/5th of Research Score and 6% of the overall score

- Research productivity is based on the *Scholarly Output* (articles, reviews, conference proceedings, books and book chapters) published in sources indexed by Scopus® per institution. The indicator is scaled for institutional size and normalized for subject.
  - Publications with >1,000 authors are fractionally counted
  - Scaling for institutional size is based on the number of staff declared by universities in each of the 11 THE subject area as part of the Academic Reputation Survey
  - THE also devised a method to give credit for publications that are published in subjects where a university did not declare any staff

ELSEVIER

**Note: Dataset draws upon the more than 23,400 titles indexed in Scopus & analyzes over 77 million citations to 12.8 million articles, reviews, conference proceedings, books and book chapters.*

International Outlook - International collaboration

1/3rd of International Outlook Score and 2.5% of the overall score

- The international collaboration indicator looks at all publications in the bibliometric dataset and counts the number of publications that are considered ‘international output’ based on international co-authorship
  - Publications with >1,000 authors are fractionally counted
  - Publications are considered and ‘international output’ when they have ‘more than 1 author, more than 1 institution and more than 1 country code’
  - The indicator is the calculated as the proportion of the universities total publications that have at least one international co-author and is also subject normalized to account for differing subject profiles for universities

**Note: Dataset draws upon the more than 23,400 titles indexed in Scopus & analyzes over 77 million citations to 12.8 million articles, reviews, conference proceedings, books and book chapters.*

ELSEVIER

Citations (research influence) 30%

Indicator of a university's "role in spreading new knowledge and ideas."

- The final THE Citations Score is based on a *5-year FWCI*, calculated using only the THE bibliometric dataset
- This 5-year FWCI is used to calculate *two citation scores* which are then averaged to produce the final score for each institution
- Publications with >1,000 authors are fractionally counted
- The First is the global citation score (normalized Z-score)
  - Each FWCI is analyzed in terms of the number of standard deviations from the mean which is then transformed into a Citation Score that ranges from 0-100
- The second is the country normalized citation score
  - Adjusts the FWCI per university based on how they are placed relative to other universities in the same country
  - Each country normalized FWCI is then analyzed in terms of the number of standard deviations from the mean which is then transformed into a Citation Score that ranges from 0-100

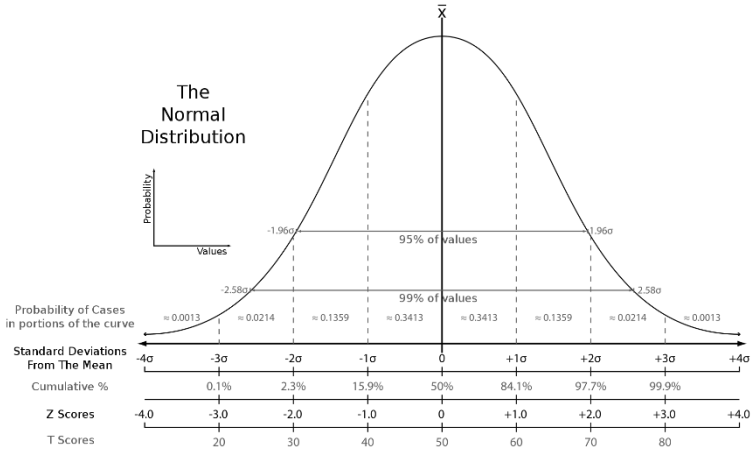

ELSEVIER

What is the Field-Weighted Citation Impact (FWCI)?

FWCI is a normalized citation impact metric which is an indicator of the citation impact of a publication. It compares the actual number of citations received by an entity's publications with the number of citations expected for each publication based on the subject field, publication type and publication year.

- FWCI counts citations in the calendar year of publication and the following three years
- It is calculated using the ratio of the citations received and the citations expected for a publication given the **publication year**, **publication type** and **subject area**.
- A FWCI of more than 1.00 indicates that the entity's publications have been cited more than would be expected based on the global average for similar publications. For example, a FWCI of 2.11 means 111% more than the global average.
- A FWCI of less than 1.00 indicates that the entity's publications have been cited less than would be expected based on the global average for similar publications; for example, 0.87 means 13% less than the global average.

Please see pages 46 and 47 of the Research Metrics Guidebook for further information on FWCI

Field-Weighted Citation Impact (FWCI) and International Collaboration*

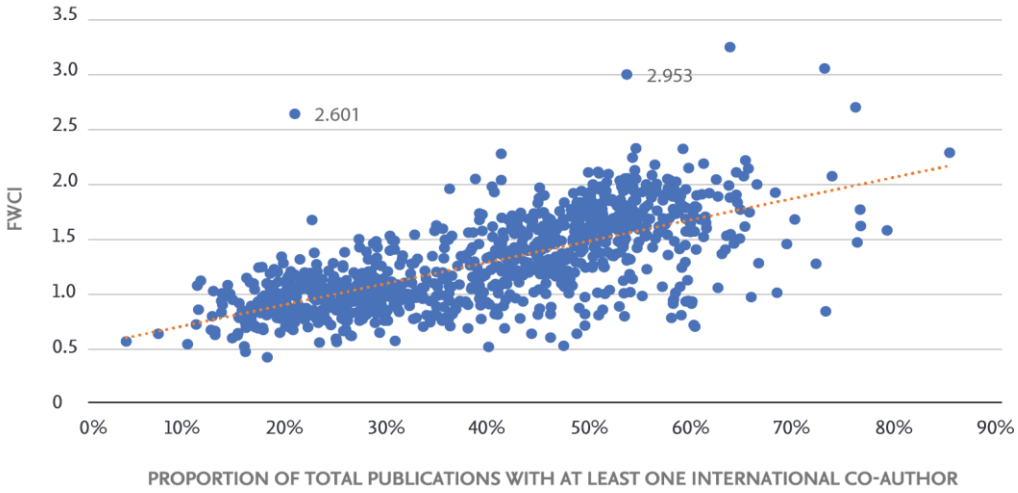

There appears to be some positive correlation between FWCI and the proportion of an institutions publications which involve an international co-author, 2 metrics used as the basis for parts of the THE ranking methodology

- International collaboration expands your network which can provide access to larger audiences to discover and use your research findings
- Although the correlation doesn't appear very strong, more international collaboration seems to have a positive effect on citation impact as measured by the FWCI

ELSEVIER

*International collaboration as determined by co-authorships

Analytical Services, SciVal and Scopus

Providing the bibliometric datasets behind the Rankings

ELSEVIER

Scopus

Is a source-neutral abstract and citation database curated by independent subject matter experts. It is the underlying data source for SciVal and the bibliometric dataset used in rankings

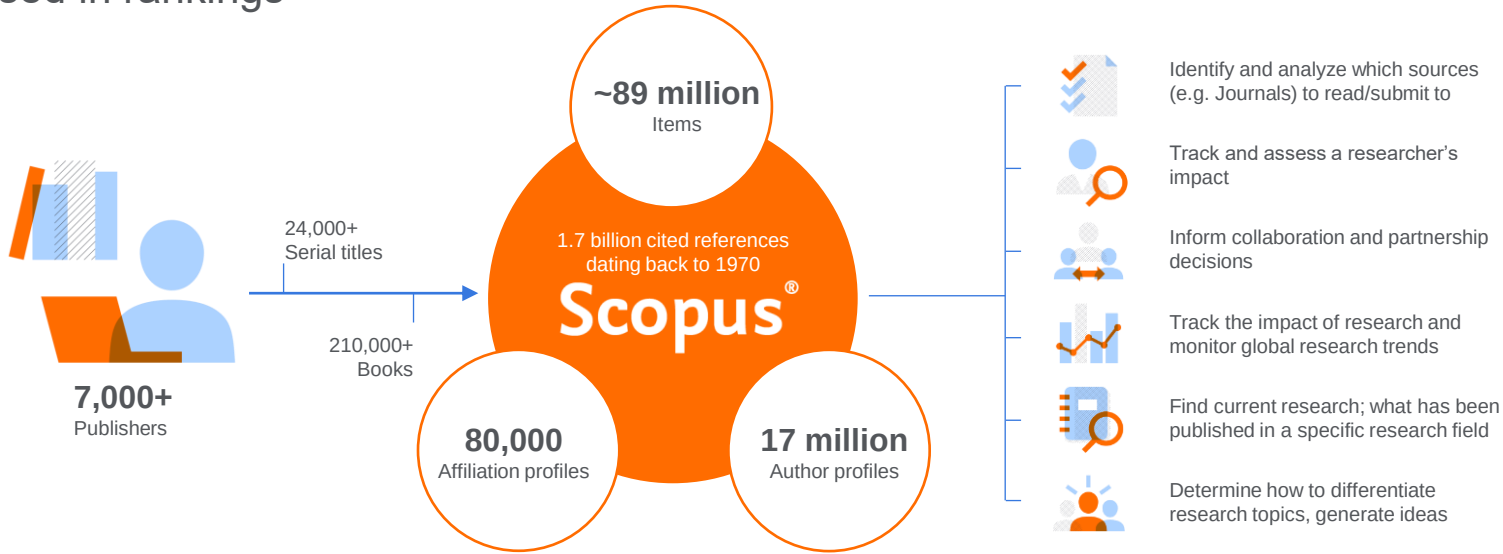

The Scopus data model

The Scopus data model is designed around the notion that ***publications*** are written by ***authors*** that are affiliated with ***institutions***.

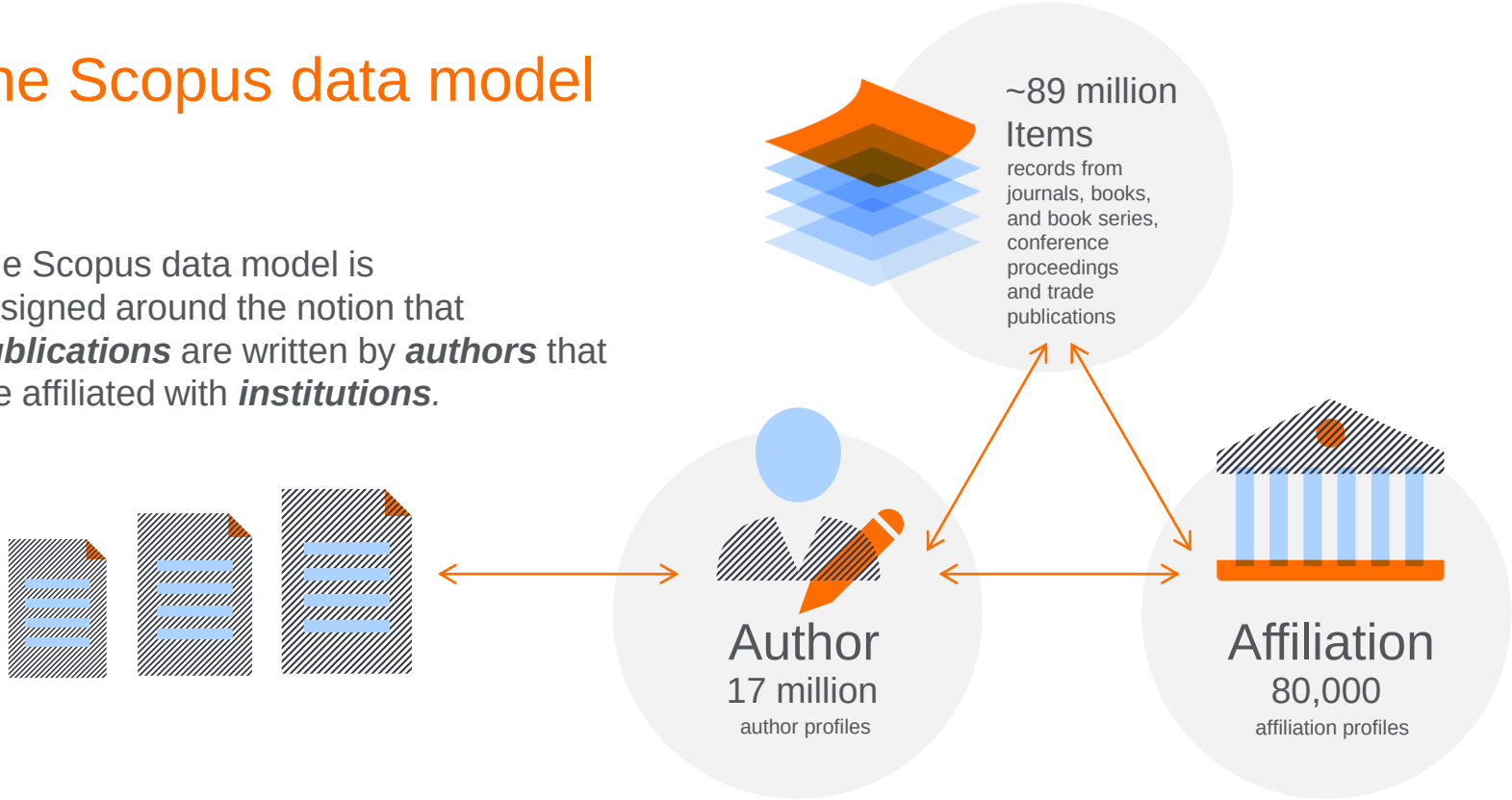

ELSEVIER

The Institutional profiles used to prepare the bibliometric datasets

The importance of accurate institution profiles

Why this matters:

Institutional profiles are built through multiple inputs to provide as accurate a representation of a university as possible for ranking organizations and customers. Scopus has automatic, algorithmically generated profiles which can be modified and updated by users through the Institutional Profile Wizard

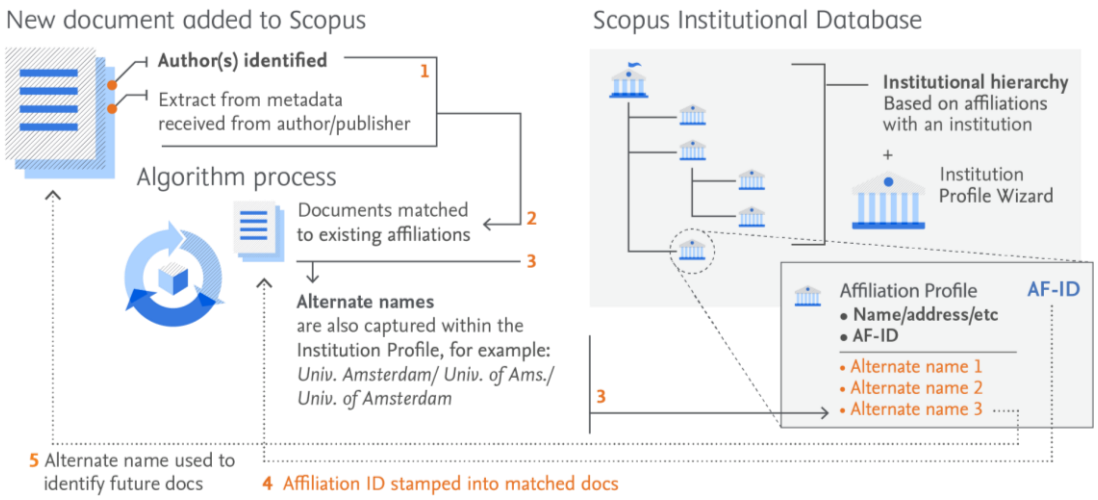

At the institutional level

The Institutional Profile Wizard works like the Author Feedback Wizard. Universities use the wizard to:

- Modify affiliation profiles
- Update organizational hierarchies
- Modify contact information

ELSEVIER

The importance of accurate institution profiles

Why this matters:

The bibliometric dataset ultimately sent to Ranking organizations is determined through the SciVal Institution profiles which are built with the Scopus institutional profiles as their foundation

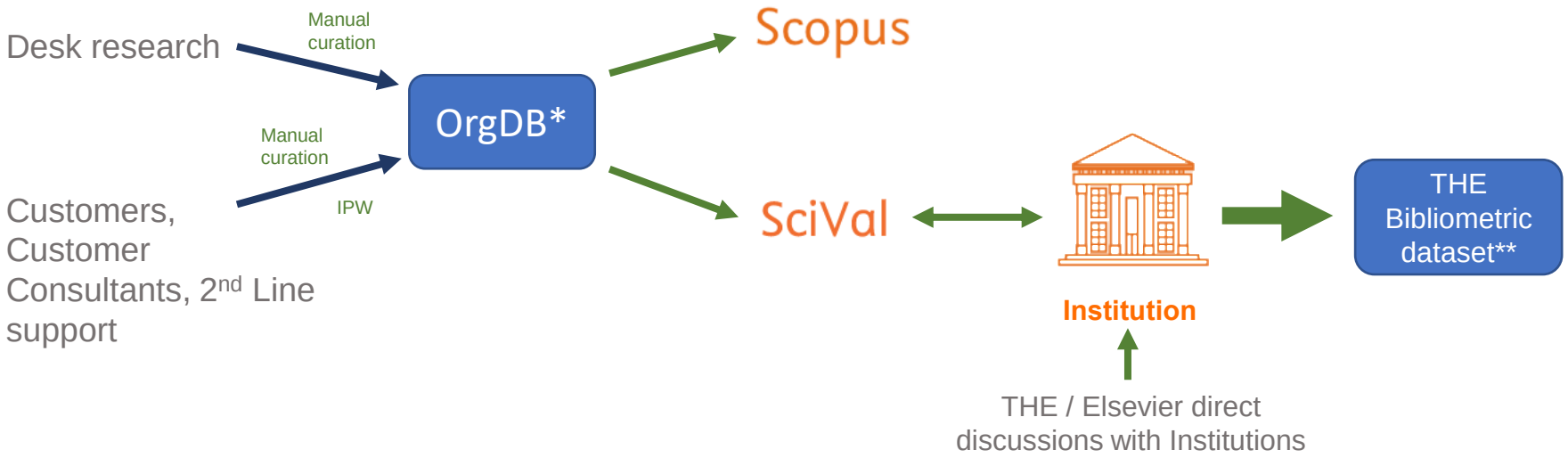

*OrgDB – Elsevier's central underlying database of "organisations" and relationships between these organisations
** The bibliometric dataset is provided to THE by Analytical Services

Check your profile in Scopus and request corrections!

Scopus

Search Sources SciVal GY

Affiliation details - Obuda University

About Scopus Affiliation Identifier

Print Email

Obuda University

Bécsi út 96/B, Budapest
Hungary
Affiliation ID: 60113209
Other name formats: Óbuda University | Obuda University | Budapest Polytechnic | Óbudai Egyetem | Research And Innovation Center Of Óbuda University | University Of Óbuda | Budapest Tech Polytechnical Institution

Affiliation profile actions

- Edit institution profile
- Set document alert
- Export subject area data

Documents, whole institution	Documents, affiliation only	Authors
4,047	3,890	760

Save to author list

Documents by subject area | Affiliation hierarchy | Collaborating affiliations | Documents by source

Sort by: Document count (high-low)

Computer Science	1928	Earth and Planetary Sciences	75
Engineering	1669	Agricultural and Biological Sciences	60
Mathematics	936	Economics, Econometrics and Finance	55
Decision Sciences	383	Multidisciplinary	34
Materials Science	365	Neuroscience	25
Medicine	330	Arts and Humanities	15
Physics and Astronomy	310	Health Professions	14

Obuda University

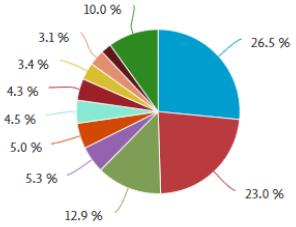

Institution profile wizard

Review and modify the profile for: Obuda University

Export

Modify hierarchy

This hierarchy is locked

There is an open request for this hierarchy, modifications cannot be made until the request is closed. If you have any questions, contact the Help Desk.

Modify profile

- Update affiliation details (preferred name, address, website)
- Add and remove alternate names for the affiliation

Start

Create profile

- Provide affiliation details (preferred name, address, website)
- Add alternate names for the affiliation

Start

About the Institution Profile Wizard

Last updated on October 24, 2022

You can see below information about how institution profiles work and what you can expect when requesting changes.

↓ Institution Profile Wizard (IPW) for Scopus, User Guide

Understanding institution profiles

- How are institution profiles created?
- At what level in an organization are Scopus affiliation profiles created?
- What is an Alternate name?
- What happens when I remove an Alternate name?
- What happens when I add an Alternate name?

https://service.elsevier.com/app/answers/detail/a_id/25554/supporthub/scopus/kw/IPW/

SciVal Rankings analysis

Robust information and transparency around the bibliometrics used in the THE World University Rankings

ELSEVIER

SciVal Rankings analysis

Robust information and transparency around the bibliometrics used in the THE World University Rankings

SciVal Rankings enhancements enable you to:

- Analyze, understand and generate insights based on the actual FWCI and Citation Scores used in 30% of the THE WUR, rather than proxies developed in-house
- Benchmark at the THE subject level for deeper understanding of your university's position and to inform faculty and department level plans
- Analyze, benchmark and produce peer comparison reports across all bibliometric drivers directly in the Benchmarking module
- Analyze the trends in the bibliometric drivers to enrich your understanding and inform plans accordingly
- Remove the need for manual curation and the development of proxy indicators

SciVal

Overview | Benchmarking | Collaboration | Trends | Grants | Impact | Reporting | My SciVal | Scopus

Óbuda University

Report from template

Hungary | More details on this Institution

2017 to 2021 | All subject areas | THE | Data sources

Summary | Topics | Rankings | Collaboration | Published | Viewed | Cited | Authors | Patent Impact | More...

Overall | THE World University Rankings

Times Higher Education (THE) World University Rankings

Ranking year 2023

Rankings year selection

Institution definition used

Overall Rank and Publications considered in THE Rankings

+ Add to Reporting | Export

1001–1200
World University Rankings 2023

1,884
Scholarly Output
View list of publications

819
International Collaboration
View list of publications

Citation Score with the underlying:
- **Global FWCI** scores &
- **Country-normalised FWCI** scores

+ Add to Reporting | Export

Field-Weighted Citation Impact (5 year)

	Value	Metric rank percentile	Resulting Citations Scores
Global	1.23	48th	45.4
Country Normalized	1.13	48th	45.6

45.5 THE World University Ranking Citations Score

Field-Weighted Citation Impact (5 year)

+ Add to Reporting

Breakdown per year

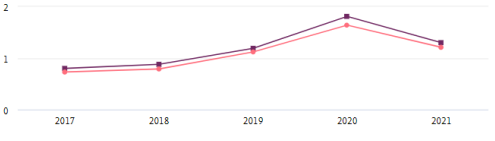

	2017	2018	2019	2020	2021
Global	0.80	0.88	1.19	1.81	1.30
Country Normalized	0.73	0.79	1.12	1.64	1.21

FWCI 5 year trends

Ranking Years Comparison

+ Add to Reporting

Field-Weighted Citation Impact (5 year) compared for ranking years 2022 and 2023

Global | Country Normalized

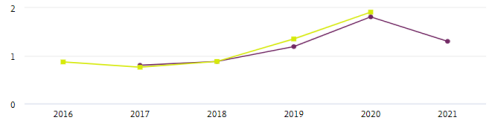

Ranking year	Overall	2016	2017	2018	2019	2020	2021
2023	1.23	-	0.80	0.88	1.19	1.81	1.30
2022	1.20	0.87	0.76	0.88	1.35	1.91	-

Comparison with previous year - FWCI 5

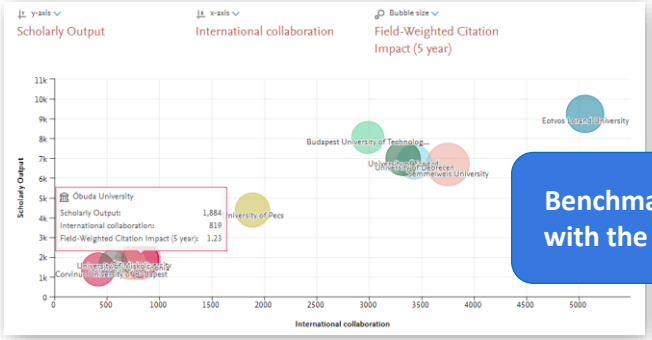

Benchmarking with the peers

SciVal Rankings analysis – complementary to THE DataPoints

THE DataPoints: Understanding institutional performance is essential for universities to advance in their strategic goals and to help them to present themselves in rankings. THE DataPoints unlocks the data behind the rankings, and provides visibility of institutions' performance in a global context.

SciVal: Robust information and transparency around the bibliometric dataset considered in 38.5% of the Overall Score in the THE World University rankings

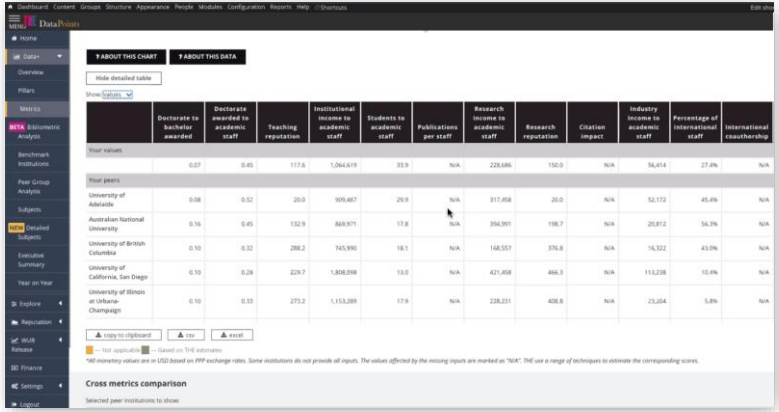

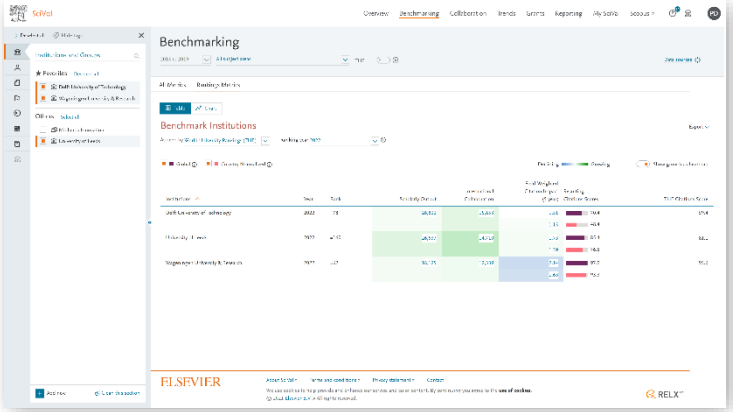

SciVal Rankings analysis

The rankings analyses expand the support SciVal provides users

University Leaders	• Benchmark and understand the data used in the THE World University Rankings through deep-dive reports and analyses • Analyze the trends in the bibliometric drivers to enrich your understanding and inform plans accordingly
Research Services	• Create management-level reports based on deep-dives into the data used in the THE World University Rankings • Create benchmarking reports against peers across Research Output, International Collaboration and Citations Score on THE subject level
Deans and Heads of Department	• Benchmark and understand the data used in the THE World University Rankings through deep-dive reports • Use analyses to inform development of faculty and department level strategic plans and publication strategies
Faculty and Researchers	• Benchmark and understand the data used in the THE World University Rankings, related to department, faculty and university strategy • Use analyses to inform research and publication strategies

Help and resources

Help and resources

- Support center links:
  - Learn more about the Rankings in SciVal - https://service.elsevier.com/app/answers/detail/a_id/33660/supporthub/scival/
  - THE World University Ranking Citations Score - https://service.elsevier.com/app/answers/detail/a_id/33663/supporthub/scival/
  - THE Scholarly Output - https://service.elsevier.com/app/answers/detail/a_id/33661/supporthub/scival/
  - THE International Collaboration - https://service.elsevier.com/app/answers/detail/a_id/33662/supporthub/scival/
- University Rankings – A closer look for research leaders: https://www.elsevier.com/research-intelligence/university-rankings-guide
- THE World University Rankings: https://www.timeshighereducation.com/world-university-rankings
- SDGs in SciVal and the mappings used for the THE Impact Rankings:

https://elsevier-sfm.highspot.com/items/607eb050b7b73942b310ade3?lfrm=rhp.24

- Central and Eastern Europe Customer Hub https://www.elsevier.com/en-xm/events/webinars/elsevier-training-and-demo-webinars
- About Institutional Profile Wizard https://service.elsevier.com/app/answers/detail/a_id/25554/supporthub/scopus/kw/IPW/

Want to learn more?

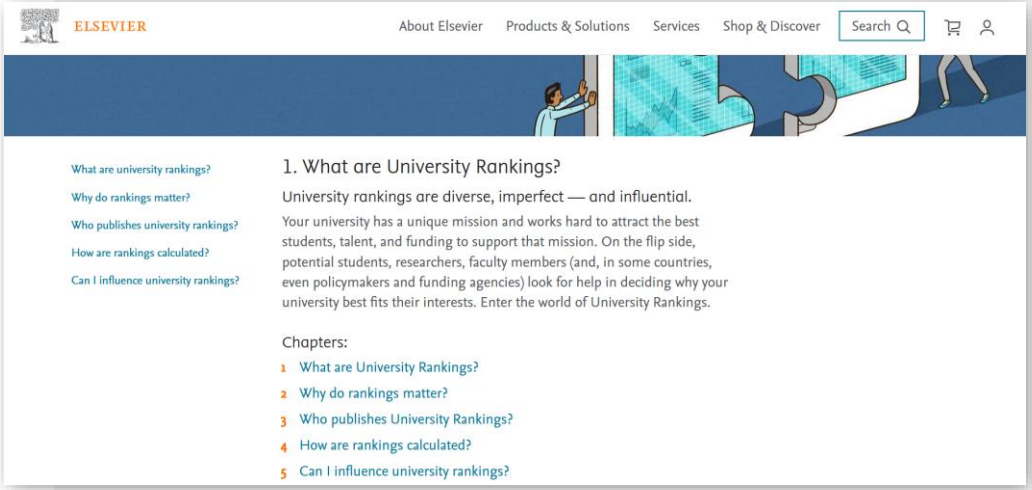

University Rankings: A Closer look for Research Leaders

What are University Rankings, why do the matter, who publishes them and how are they calculated.

Find out more

Want to learn more?

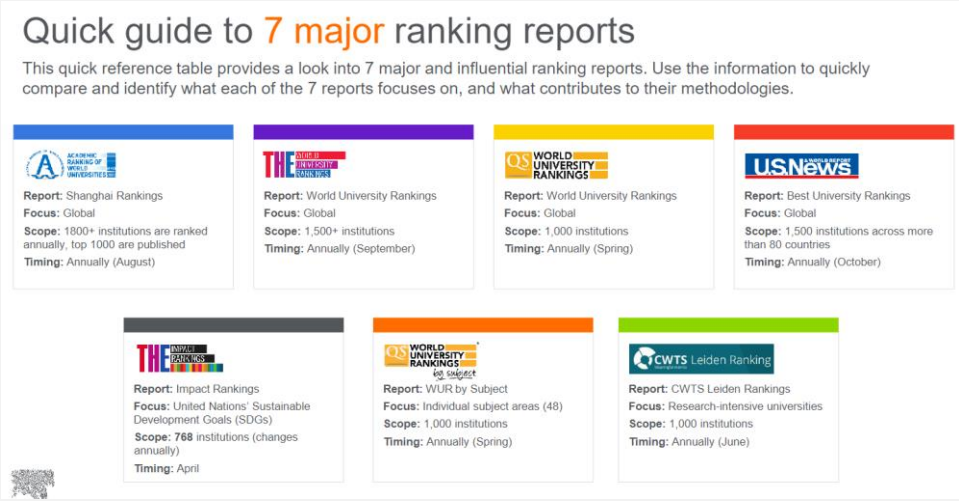

Quick guide to 7 major ranking reports

This quick reference table provides a look into 7 major and influential ranking reports. Use the information to quickly compare and identify what each of the 7 reports focuses on, and what contributes to their methodologies.

Report: Shanghai Rankings
Focus: Global
Scope: 1800+ institutions are ranked annually, top 1000 are published
Timing: Annually (August)

Report: World University Rankings
Focus: Global
Scope: 1,500+ institutions
Timing: Annually (September)

Report: World University Rankings
Focus: Global
Scope: 1,000 institutions
Timing: Annually (Spring)

Report: Best University Rankings
Focus: Global
Scope: 1,500 institutions across more than 80 countries
Timing: Annually (October)

Report: Impact Rankings
Focus: United Nations' Sustainable Development Goals (SDGs)
Scope: 768 institutions (changes annually)
Timing: April

Report: WUR by Subject
Focus: Individual subject areas (48)
Scope: 1,000 institutions
Timing: Annually (Spring)

Report: CWTS Leiden Rankings
Focus: Research-intensive universities
Scope: 1,000 institutions
Timing: Annually (June)

Quick guide to 7 major ranking reports

By understanding the inner workings of rankings, universities gain insights into how their practices and data can ultimately influence a rankings outcome. The focus area, algorithms and methodologies vary across the growing number of ranking tables and reports produced by ranking organizations worldwide; as do institutional priorities and research outputs.

Download eBook

Thank you

Galina Yakshonak, Customer Consultant, Elsevier

g.yakshonak@elsevier.com